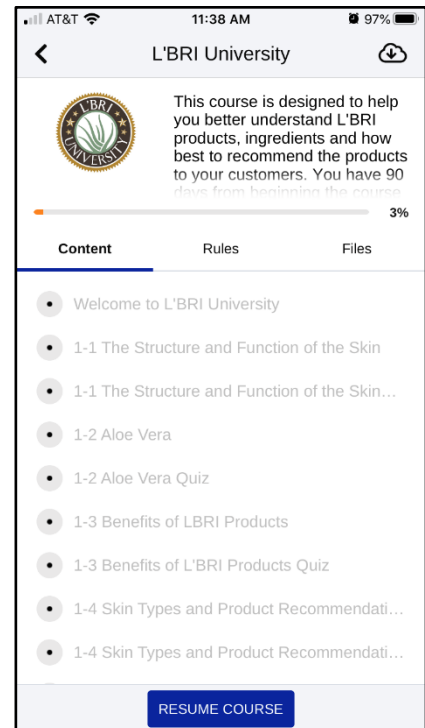


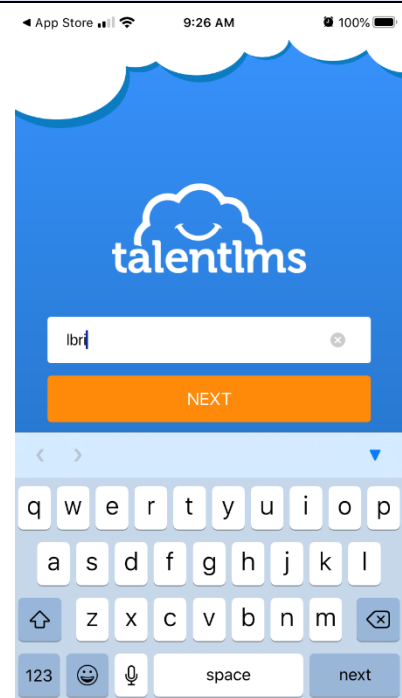

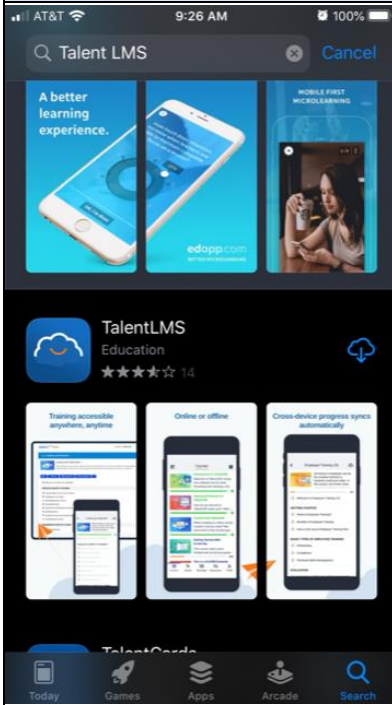


L'BRI University Step-by-Step with Tips & FAQs

Creating an account	
<ol style="list-style-type: none"> 1. From Business tab choose LEARNING CENTER from the quick link icon. 2. Click on the L'BRI UNIVERSITY TILE. 3. Click L'BRI UNIVERSITY to access the site. 4. Click SIGNUP to create your account. 	
Helpful tips	
<ul style="list-style-type: none"> • When creating your account, use your email address for your username and a password that you will remember. For example, you can use your Consultant ID or make it the same as your Business Center login. • If you are creating your account after normal business hours, you will not be able to access your learning until our Customer Care Team activates and enrolls you in the University Course. • If you are having trouble accessing your account, please remember that the username and password must be entered as it was created. 	
FAQs	
Do I need to create an account in L'BRI University to access the courses?	<i>Yes, you will need to create an account to access the University.</i>
Can I still access my modules after my 90-day window?	<i>If you have graduated, you can still access all the modules. However, if you are still working through the course list, please reach out to support@lbri.com to extend your completion window.</i>
How do I access my courses?	<i>On the L'BRI University Home Screen, make sure you click on the far-right icon just to the right of PROGRESS. You will then see the L'BRI University icon. Click the icon to access your courses.</i>
How do I complete my Certified Skin Care Badge Form after I graduate?	<i>From the course description, you will see CLICK HERE which will take you to the form to complete and submit.</i>
How long does it take to receive my Certified Skin Care Badge?	<i>The normal processing time is two weeks from when you submit your form.</i>
How do I print out my Certificate?	<i>From your University Home Screen click on PROGRESS and from the next screen click on CERTIFICATION. From the certification screen you will be able to download your certificate.</i>
I am creating an account; however, the system is reporting to me my email is already in use?	<i>You already have an account established in the University. Click on FORGOT YOUR PASSWORD? link and enter the email address associated with your account. If you need additional assistance, please reach out to our Customer Care Team.</i>
Why am I not seeing my name in the WINGS Newsletter?	<i>Graduates are submitted on the 10th of each month, if your name is not listed, it will be in the next monthly release.</i>
Getting Mobile	
<ol style="list-style-type: none"> 1. From your APP Store type in Talent LMS 2. Once downloaded you will be prompted to enter a Domain, type in lbri, all lowercase with no abbreviations. 3. From the login page enter your login credentials. 4. Once on the site you will have full access to your courses. 	

Mobile Visual Aides



If you need additional assistance, please contact our L'BRI home office at support@lbri.com or 262-363-9674.